

# Hybrid Josephson junctions with s/d-wave symmetry of order parameter for elements of quantum computing systems

Y.V. Kislinskiy<sup>1,2</sup>, K.Y. Constantinian<sup>1</sup>, G.A. Ovsyannikov<sup>1,3</sup>, A.V. Shadrin<sup>1</sup>, I.V. Borisenko<sup>1</sup>, P.V. Komissinskiy<sup>1,4</sup>, N.V. Klenov<sup>5</sup>, V.K. Kornev<sup>5</sup>

<sup>1</sup> Kotelnikov Institute of Radio Engineering and Electronics, Mokhovaya 11-7, 125009 Moscow, Russia

<sup>2</sup> Shubnikov Institute of Crystallography, Leninskii prospect 59, 119333 Moscow, Russia

<sup>3</sup> Chalmers University of Technology, SE-412-96, Goteborg, Sweden

<sup>4</sup> University of Darmstadt, Darmstadt, Germany

<sup>5</sup> Physics Department of Moscow State University, MSU 119992 Moscow, Russia

**Abstract.** Hybrid s/d Josephson junctions Nb/Au/Ca<sub>1-x</sub>Sr<sub>x</sub>CuO<sub>2</sub>/YBa<sub>2</sub>Cu<sub>3</sub>O<sub>7</sub> were made.  $I_C R_N$  products of 100÷200  $\mu\text{V}$  were independent on Ca<sub>1-x</sub>Sr<sub>x</sub>CuO<sub>2</sub> (CSCO) layer thickness. The second harmonic of current - phase relation up to 40 percent was observed. By estimations, a microscopic quantum tunnelling regime of the junctions may be observed at temperature of 1 K, which is promising for qubit applications.

## Introduction

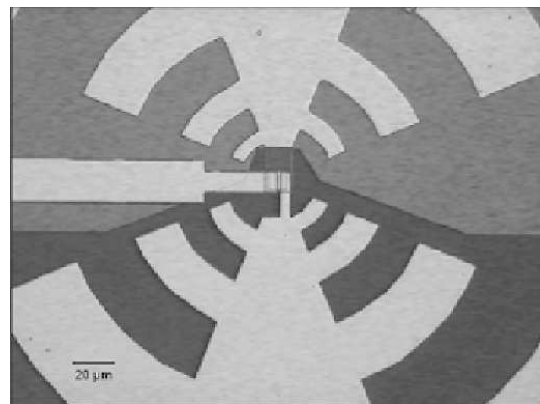
A qubit - two quantum level system with macroscopically distinguished quantum states can be realised as a dc superconducting quantum interference device, which consists of Josephson junctions with nonsinusoidal current phase-relation (CPR). For first and second harmonic in the relation between superconducting current  $I_S$  and phase difference across the junction  $\varphi$ , one obtain [1]:

$$I_S(\varphi) = I_{C1} \sin(\varphi) + q I_{C1} \sin(2\varphi). \quad (1)$$

where  $q$  is portion of the second harmonic. The device is called as "quiet qubit" because it is stable to magnetic flux fluctuations [2]. Qubit operation can be realised at temperatures below of the junction noise crossover temperature  $T^*$ . For  $T > T^*$ , thermal noise dominates. For temperatures less than  $T^*$ , a microscopic quantum tunnelling process is realised and noise current becomes independent on temperature. For d/d bicrystal grain boundary junctions in YBa<sub>2</sub>Cu<sub>3</sub>O<sub>7</sub> (YBCO) d - wave superconductor, the temperature  $T^* = 0.05$  K was observed [3]. A source of additional noise in d/d junctions is tunnelling of normal (not superconducting) carriers in nodal direction of d - wave superconductor through a zero energy bound states. According to calculations in article [4], temperature  $T^*$  in presence of the tunnelling in nodal directions is so low as 0.025 K. For Nb/Au/YBCO junctions with s - superconductor Nb, the nodal tunnelling is suppressed at low temperatures by s-wave energy gap, and  $T^*$  of 0.3 K was calculated [5]. Here we present properties of Nb/Au/Ca<sub>1-x</sub>Sr<sub>x</sub>CuO<sub>2</sub>/YBa<sub>2</sub>Cu<sub>3</sub>O<sub>7</sub> junctions.

## 1.Experimental

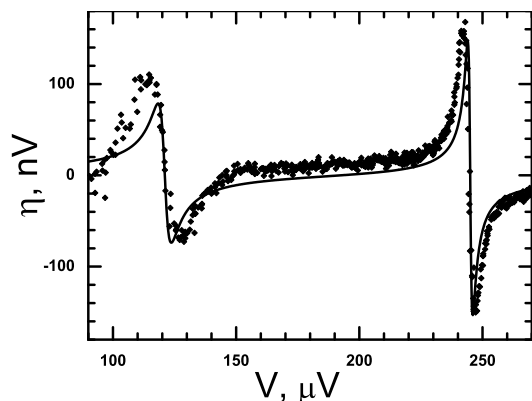
Josephson junctions Nb/Au/CSCO/YBCO were made from YBCO superconductor 100 nm in thickness, insulator CSCO layer with thickness  $d_C = 12 \div 80$  nm, and 10 nm Au film. The three layers were deposited by laser ablation in-situ. By ion etching and evaporation a Nb superconducting layer on the top - square junctions with size  $L^2 = 10^2 \div 50^2 \mu\text{m}^2$  were made (Fig.1). Nb and YBCO were superconducting at 4.2 K and four point I-V curves measurements were made. Detector responses were measured by modulation - demodulation technique.



**Fig. 1.** Fig. 1. Hybrid junction,  $L=10 \mu\text{m}$ . Au/CSCO/YBCO layers - in upper half, and Nb - in bottom half of picture

## 2.Results and discussion

It is known that junction with sinusoidal CPR shows integer Shapiro step and detector response  $V_1 = hf/2e$ . If the second harmonic of CPR exists half - integer step and response at  $V_{1/2} = hf/4e$  appears [6]. Integer at and half - integer responses are shown in Fig 2.



**Fig. 2.** Fig. 2. Junction detector response with  $d_C=20$  nm,  $L=10 \mu\text{m}$  on  $f=119.5$  GHz. Points are experimental data, line - RSJ model fit. Integer response is at 245  $\mu\text{V}$  and half-integer - at 121  $\mu\text{V}$ .

According to [7] portion of the second harmonic  $q$ :

$$q = \frac{1}{2} \sqrt{\frac{\eta_{1/2} R_{D1}}{\eta_1 R_{D1/2}}} \quad (2)$$

where  $\eta_{1/2}$  is the difference between maximum and minimum of  $\eta(V)$  for half integer response,  $\eta_1$  the difference for integer one,  $R_{D1}$  differential resistance at  $V_1$  and  $R_{D1/2}$  the resistance at  $V_{1/2}$ . The formula is valid in high frequency limit  $V_1 \gg I_C R_N$ . The  $q$  value is 0.3 for data in Fig. 2. By model of resistively shunted junction (RSJ) the line halfwidth of Josephson junction self generation is:

$$\Delta V = 40 \text{ MHz} \cdot \frac{h R_D^2}{2e R_N} \cdot \left(1 + \frac{I_C^2}{2I^2}\right) \quad (3)$$

where  $I$  is the junction current. The experimental line width is 2 times wide, than calculated one by the model. We examined critical current density  $j_C = I_C/L^2$  versus thickness and observed a decrease with  $d_C$  and  $R_N L^2$  increase exponentially with  $d_C$  as shown in Fig. 3 and 4.

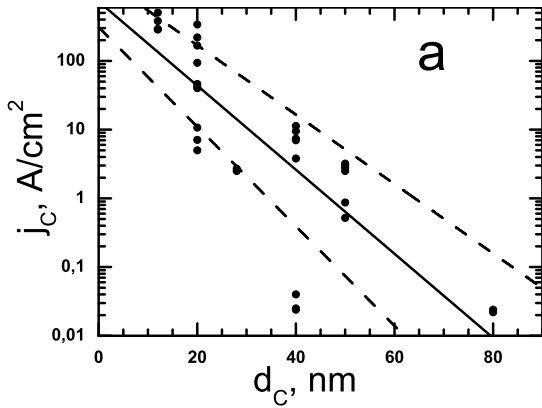
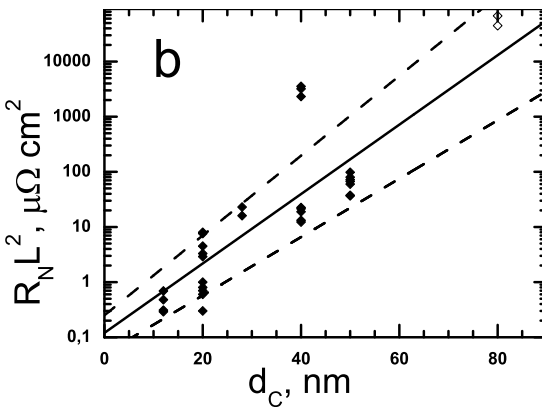


Fig. 3.



**Fig. 4.** Fig. 3 and 4. Dependencies of current density (Fig.3, a) and normal surface resistance (Fig.4, b) versus CSCO layer thickness  $d_C$ . Exponential fits for the values are solid lines. Prediction bands with 0.67 probability are shown as dashed lines

Experimental dependency  $j_C(d_C)$  was exponential:

$$j_C(d_C) = A_j \cdot \exp\left(-\frac{d_C}{\xi_j}\right) \quad (4)$$

$A_j=730 \text{ A/cm}^2$  and  $\xi_j=7.1 \text{ nm}$  are evaluated from experimental data. Resistances increase with  $d_C$  exponentially too:

$$R_N L^2(d_C) = A_R \cdot \exp\left(\frac{d_C}{\xi_R}\right) \quad (5)$$

From data in Fig. 2 we obtain:  $A_R=0.12 \mu\Omega \text{ cm}^2$  and  $\xi_R=6.9 \text{ nm}$ . Having  $\xi_j \cong \xi_R$  the products of  $I_C R_N$  do not decrease with CSCO layer thickness at least in 12÷50 nm range. At upper temperature of quantum tunneling a deviation of phase difference, which is activated by temperature, is less than a microscopic quantum tunneling deviation. Using this approach from [5] we estimate  $T^*$ :

$$T^* = \frac{e}{k_b} \sqrt{\frac{h I_C}{4\pi e C}} \quad (6)$$

where  $k_b$  - Boltzman constant and  $C$  is the junction capacitance. By the estimation formula we obtain for typical hybrid junctions with  $I_C=50 \mu\text{A}$  and  $C=2 \text{ pF}$ , the temperature  $T^*$  in order of 1 K. Note, that hybrid junctions with c-oriented YBCO have no zero bias conductance peak, so zero energy bound states was not observed in it. Our approximation does not take into account noise from dissipative current of normal carriers through an intrinsic shunt resistance of the junction. Accurate numerical calculations, which consider the shunt resistance [5], gives  $T^*$  value of 3 times smaller than the estimation formula for Nb/Au/YBCO. But the  $R_N L^2$  of our hybrid junctions were at least two order large than the resistances of Nb/Au/YBCO, which was considered in [5]. The value of temperature of microscopic tunneling in our c - oriented hybrid junctions was not reported until now and is a subject of future experimental measurements and calculations.

#### Acknowledgements

The work was supported by President grant for scientific school NSh - 5408.2008.2, RFBR 08-02-00487, NMP3-CT-2006-033191 project and ISTC 3743.

#### References

- [1] M.H.S. Amin, *et al*, *Phys. Rev. B* **71**, 064516 (2005).
- [2] N.V. Klenov, *et al*, *Physica C* **435**, 114 (2006).
- [3] T. Bauch, *et al*, *Phys. Rev. Lett.* **94**, 087003 (2005).
- [4] Ya.V. Fominov, *et al*, *JETP Letters* **77**, 691 (2003).
- [5] S. Kabawata, *et al*, *Phys. Rev. B* **76**, 064505 (2007).
- [6] I.V. Borisenko, *et al*, *JETP* **99**, 1223 (2004).
- [7] P. Komissinskiy, *et al*, *Phys. Rev. B* **78**, 024501 (2008).